

1995 Boys' Sweet Sixteen Action

quarterfinals

HARLAN

VS.

UNIVERSITY HEIGHTS

March 17, 1995

**Rupp Arena
Lexington, Kentucky**

OFFICIAL STATISTICS BOOKLET

VISITORS (Last Name, First)

NO.	UNIVERSITY HEIGHTS	Tot FG		3-POINT		FT	FTA	Rebounds			PF	TP	A	TO	BLK	S	TIME
		FG	FGA	FG	FGA			OFF	DEF	TOT							
24	WESTER, TERRANCE	2	4	0	1	0	0	1	1	2	1	4	0	2	0	0	13:32
44	VICTOR, ISIAH	3	5	0	0	0	3	1	3	4	2	6	0	3	3	1	28:09
32	BARNES, LALMONT	5	8	0	0	0	0	1	10	11	2	10	0	6	2	0	30:22
20	BUCKNER, MAURYIO	3	5	2	3	0	0	0	2	2	3	8	0	4	0	3	30:22
30	FORREST, MICHAEL	1	4	0	0	0	0	0	1	1	1	2	3	2	0	1	17:14
42	SWANAGAN, HAROLD	1	2	0	0	1	2	1	3	4	3	3	0	1	1	0	22:00
11	MAXIE, WAYNE	0	1	0	1	4	4	1	1	2	1	4	0	5	0	0	7:48
14	SMITH, ROB	0	1	0	1	0	0	0	0	0	0	0	0	0	0	0	1:40
05	IVORY, KEITH	3	4	0	0	1	2	0	0	0	5	7	0	0	0	2	3:38
10	COVINGTON, CHRIS	0	0	0	0	0	0	0	0	0	0	0	0	1	0	0	1:33
21	WEST, TERRY	1	1	0	0	0	0	0	0	0	1	2	0	1	0	1	1:30
12	LATHAM, JADE	0	0	0	0	0	0	0	1	1	0	0	0	1	0	0	1:33
25	CRAFT, JEREMY	0	0	0	0	0	0	0	1	1	0	0	0	0	0	0	0:13
40	OLDHAM, JACK	0	0	0	0	2	2	0	0	0	0	2	0	0	0	0	0:13
03	BELL, MATT	0	0	0	0	0	0	0	0	0	0	0	0	0	0	0	0:13
TEAM REBOUNDS (INCLUDED IN TOTALS)									2	2							
TOTALS		19	35	2	6	8	13	5	25	30	19	48	3	26	6	8	160

Percentages: Game FG 19/35 54.3% 3-PT. 2/6 33.3% FT 8/13 61.5%

Period 1 5/10 50.0% 0/1 0.0% 0/2 0.0%

Period 2 4/9 44.4% 2/3 66.7% 0/0 0.0%

Period 3 5/8 62.5% 0/1 0.0% 1/2 50.0%

Period 4 5/8 62.5% 0/1 0.0% 7/9 77.8%

HOME (Last Name, First)

NO.	HARLAN	Tot FG		3-POINT		FT	FTA	Rebounds			PF	TP	A	TO	BLK	S	TIME
		FG	FGA	FG	FGA			OFF	DEF	TOT							
22	THOMAS, CHARLES	8	18	1	3	8	11	3	1	4	2	25	0	4	0	1	30:22
40	SIMPSON, JEREMY	1	4	0	0	1	1	3	3	4	1	3	0	2	0	2	30:12
44	COX, TODD	4	13	0	0	0	1	5	1	6	3	8	0	3	0	3	30:22
04	BLANTON, NATHAN	0	0	0	0	0	0	0	2	2	0	0	0	1	0	1	9:30
10	LESTER, CASEY	7	11	5	6	2	3	1	2	3	1	21	3	0	0	1	30:22
12	HUDSON, KEVIN	0	4	0	1	0	1	0	1	1	3	0	6	0	0	2	20:52
24	KAUFFMAN, JOEL	0	0	0	0	0	0	0	1	1	0	0	0	2	0	0	1:08
11	COX, TRAVIS	0	0	0	0	2	2	0	0	0	1	2	0	2	0	0	1:38
42	BRYSON, JEREMY	0	0	0	0	0	0	0	0	0	0	0	0	0	0	0	1:38
20	MILLER, LEO	0	0	0	0	1	2	0	0	0	0	1	0	0	0	0	1:15
30	BALL, JOE	0	0	0	0	0	0	0	0	0	1	0	0	0	0	0	1:21
50	PRATER, GARRETT	0	0	0	0	0	0	0	0	0	0	0	0	0	0	0	0:40
23	NOE, ANTHONY	0	0	0	0	0	0	0	1	1	0	0	0	1	0	1	0:40
TEAM REBOUNDS (INCLUDED IN TOTALS)									1	2	3						
TOTALS		20	50	6	10	14	21	11	14	25	12	60	9	15	0	11	160

Percentages: Game FG 20/50 40.0% 3-PT. 6/10 60.0% FT 14/21 66.7%

Period 1 4/15 26.7% 0/1 0.0% 0/1 0.0%

Period 2 4/12 33.3% 2/5 40.0% 1/3 33.3%

Period 3 5/14 35.7% 3/3 100.0% 2/2 100.0%

Period 4 7/9 77.8% 1/1 100.0% 11/15 73.3%

OFFICIALS: Rick Chasteen, Keith Clary, A.-Barry Barnes SCORE BY PERIODS
 Technicals: None UNIVERSITY HEIGHTS 10 10 11 17 = 48
 HARLAN 8 11 15 26 = 60

Attendance: 15,465
 COMMENTS: POINTS OFF TURNOVERS SECOND CHANCE POINTS
 UNIVERSITY HEIGHTS 15 HARLAN 19 UNIVERSITY HEIGHTS 4 HARLAN 9
 Produced by the KHSAA SWEET 16 Stat Crew with FINAL III - a Product of Stone Consulting (606)273-3941

UNIVERSITY HEIGHTS "BLAZERS" vs HARLAN "GREEN DRAGONS"
1st Half Play by Play

PAGE : 1

Tip off at 9:00 p.m. on 03/17/95 at BOY'S SHEET 16, LEXINGTON
Produced by the KHSAA SHEET 16 Stat Crew with FINAL III
Final III is a product of STONE CONSULTING SERVICE (606)273-3941

Player	Team	HARLAN	Time	Score	UNIVERSITY HEIGHTS	Player	Team
THOMAS, CHARLES, SIMPSON, JEREMY, COX, TODD, BLANTON, NATHAN, LESTER, CASEY					WESTER, TERRANCE, VICTOR, ISIAH, BARNES, LALMONT, BUCKNER, MAURYIO, FORREST, MICHAEL		
1	1	Foul on COX, TODD	1	6:22	Ball to BLAZERS		
1-2	50.0%	1-5	20.0%	1	6:22	VICTOR, ISIAH, 2 Free Throws missed both	0-2 00.0% 0-2 00.0%
2-3	66.6%	2-6	33.3%	1	6:11		
		Follow Layup by THOMAS, CHARLES		1	6:11		
		Driving Layup by THOMAS, CHARLES		1	5:42		
1-2	50.0%	3-10	30.0%	1	4:41	13 ft Right Side Jump shot by VICTOR, ISIAH	1-1 100% 1-4 25.0%
		Follow Layup by COX, TODD		1	3:13		
2-3	66.6%	4-11	36.3%	1	2:55	14 ft Lane Jump shot by VICTOR, ISIAH	2-2 100% 2-7 28.5%
		Driving Layup by COX, TODD		1	2:23	Layup Off Fast Break by BARNES, LALMONT	1-2 50.0% 3-8 37.5%
		Assist by LESTER, CASEY		1	2:01		
		Sub In: HUDSON, KEVIN Out: BLANTON, NATHAN		1	2:01	Foul on VICTOR, ISIAH	1 1
0-1	00.0%	0-1	00.0%	1	2:01	Sub In: SWANAGAN, HAROLD Out: VICTOR, ISIAH	
		COX, TODD, 1 Free Throw missed		1	2:01	Sub In: MAXIE, WAYNE Out: WESTER, TERRANCE	
				1	1:41	14 ft Lane Jump shot by BARNES, LALMONT	2-3 66.6% 4-9 44.4%
				1	1:41	Assist by FORREST, MICHAEL	1 1
				1	1:14	18 ft Circle Jump shot by FORREST, MICHAEL	1-3 33.3% 5-10 50.0%
1	2	Foul on SIMPSON, JEREMY		1	0:48		
				1	0:48	Sub In: VICTOR, ISIAH Out: MAXIE, WAYNE	

UNIVERSITY HEIGHTS "BLAZERS" vs HARLAN "GREEN DRAGONS"
1st Half Play by Play

PAGE : 2

Tip off at 9:00 p.m. on 03/17/95 at BOY'S SWEET 16, LEXINGTON
Produced by the KHSAA SWEET 16 Stat Crew with FINAL III
Final III is a product of STONE CONSULTING SERVICE (606)273-3941

Player	Team	HARLAN	Time	Score	UNIVERSITY HEIGHTS	Player	Team
HUDSON, KEVIN, LESTER, CASEY, THOMAS, CHARLES, SIMPSON, JEREMY, COX, TODD					BUCKNER, MAURYIO, BARNES, LALMONT, FORREST, MICHAEL, SWANAGAN, HAROLD, VICTOR, ISIAH		
Ball to GREEN DRAGONS			2 7:03	8-13*	3 pt 20 ft Right Base Line Jump shot by BUCKNER, MAURYIO Assist by FORREST, MICHAEL	1-1	100% 6-12 50.0%
1-4	25.0%	5-18 27.7%	2 6:49	*11-13		2	2
2-5	40.0%	6-19 31.5%	2 6:18	*13-13			
3-6	50.0%	7-20 35.0%	2 5:45	*16-13			
3 pt 20 ft Circle Jump shot by LESTER, CASEY			2 4:17		Foul on SWANAGAN, HAROLD	1	2
16 ft Circle Jump shot by LESTER, CASEY			2 4:17		Sub In: WESTER, TERRANCE Out: FORREST, MICHAEL		
1-2	50.0%	1-3 33.3%	2 4:17	*17-13			
THOMAS, CHARLES, 2 Free Throws made 1st missed 2nd			2 3:42	17-15*	Follow Layup by WESTER, TERRANCE	1-3	33.3% 7-16 43.7%
			2 3:31		Foul on BARNES, LALMONT	1	3
			2 3:20	17-18*	3 pt 21 ft Right Side Jump shot by BUCKNER, MAURYIO	2-3	66.6% 8-17 47.0%
REB: 14 A: 1 BLK: 0 TO: 7 PF: 2			2 3:16		REB: 13 A: 2 BLK: 3 TO: 8 PF: 3		
S: 3 FT: 1-3 33.3% FG: 7-22 31.8%			No. 1 HARLAN TIME - O U T		S: 4 FT: 0-2 00.0% FG: 8-17 47.0%		
3-8	37.5%	8-23 34.7%	2 2:54	*19-18			
1		2	2 2:54		Foul on BUCKNER, MAURYIO	1	4
6 ft Left Side Bank by THOMAS, CHARLES Assist by HUDSON, KEVIN			2 2:54				
1-3	33.3%	1-4 25.0%	2 1:55	19-20*	17 ft Right Side Jump shot by VICTOR, ISIAH	3-3	100% 9-18 50.0%
THOMAS, CHARLES, 1 Free Throw missed			2 0:00				
3-9	33.3%	8-27 29.6%	2 0:00		Rebound by BARNES, LALMONT	D-1	Tot-1 D-1 Tot-17
3 pt 23 ft Right Side Jump shot by THOMAS, CHARLES, missed							

OFFICIAL NFSHA BASKETBALL BOX SCORE: * OFFICIAL FIRST HALF *
 Date: 03-17-95 Site: BOY'S SWEET 16, LEXINGTON

VISITORS (Last Name, First)

NO.	UNIVERSITY HEIGHTS	Tot FG		3-POINT		FT	FTA	Rebounds			PF	TP	A	TO	BLK	S	TIME				
		FG	FGA	FG	FGA			OFF	DEF	TOT											
24	WESTER, TERRANCE	1	3	0	1	0	0	1	0	1	0	2	0	1	0	0	10:52				
44	VICTOR, ISIAH	3	3	0	0	0	2	0	1	1	1	6	0	1	3	1	14:47				
32	BARNES, LALMONT	2	4	0	0	0	0	1	8	9	1	4	0	3	0	0	15:24				
20	BUCKNER, MAURYIO	2	4	2	3	0	0	0	1	1	1	6	0	3	0	2	16:00				
30	FORREST, MICHAEL	1	4	0	0	0	0	0	1	1	0	2	2	1	0	1	11:43				
42	SWANAGAN, HAROLD	0	1	0	0	0	0	0	2	2	1	0	0	0	0	0	10:01				
11	HAXIE, WAYNE	0	0	0	0	0	0	0	0	0	0	0	0	0	0	0	1:13				
TEAM REBOUNDS (INCLUDED IN TOTALS)																					
TOTALS		9	19	2	4	0	2	2	15	17	4	20	2	9	3	4	80				
Percentages:		HALF		FG		9/19		47.4%		3-PT.		2/4		50.0%		FT		0/2		0.0%	
Period 1						5/10		50.0%				0/1		0.0%				0/2		0.0%	
Period 2						4/9		44.4%				2/3		66.7%				0/0		0.0%	

HOME (Last Name, First)

NO.	HARLAN	Tot FG		3-POINT		FT	FTA	Rebounds			PF	TP	A	TO	BLK	S	TIME				
		FG	FGA	FG	FGA			OFF	DEF	TOT											
22	THOMAS, CHARLES	3	9	0	2	1	3	3	0	3	0	7	0	3	0	0	16:00				
40	SIMPSON, JEREMY	0	3	0	0	0	0	1	3	4	1	0	0	1	0	1	16:00				
44	COX, TODD	2	5	0	0	0	1	2	0	2	1	4	0	3	0	0	16:00				
04	BLANTON, NATHAN	0	0	0	0	0	0	0	2	2	0	0	0	0	0	0	5:59				
10	LESTER, CASEY	3	7	2	3	0	0	0	2	2	0	8	1	0	0	1	16:00				
12	HUDSON, KEVIN	0	3	0	1	0	0	0	0	0	0	0	1	0	0	1	10:01				
TEAM REBOUNDS (INCLUDED IN TOTALS)																					
TOTALS		8	27	2	6	1	4	7	9	16	2	19	2	7	0	3	80				
Percentages:		HALF		FG		8/27		29.6%		3-PT.		2/6		33.3%		FT		1/4		25.0%	
Period 1						4/15		26.7%				0/1		0.0%				0/1		0.0%	
Period 2						4/12		33.3%				2/5		40.0%				1/3		33.3%	

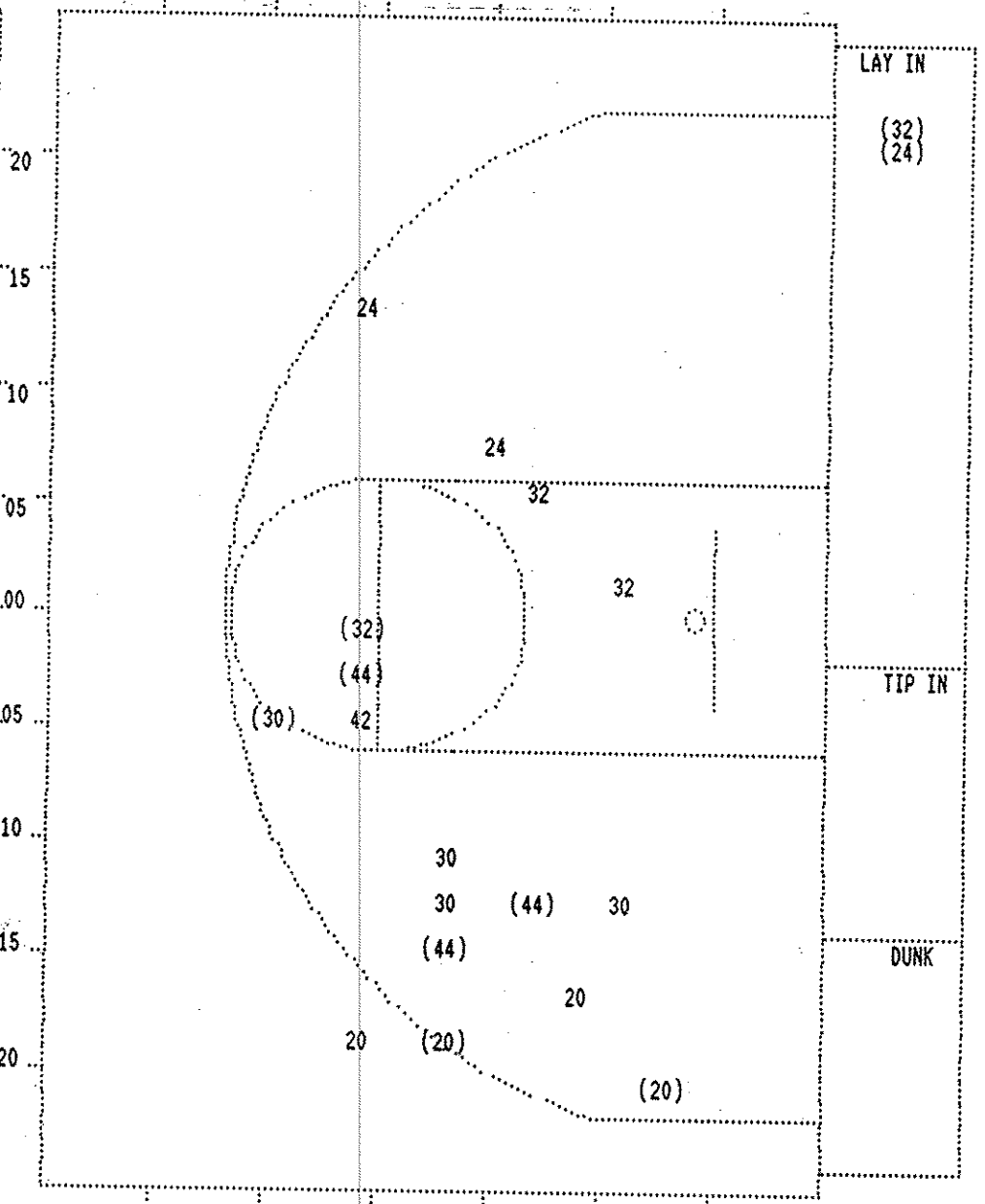
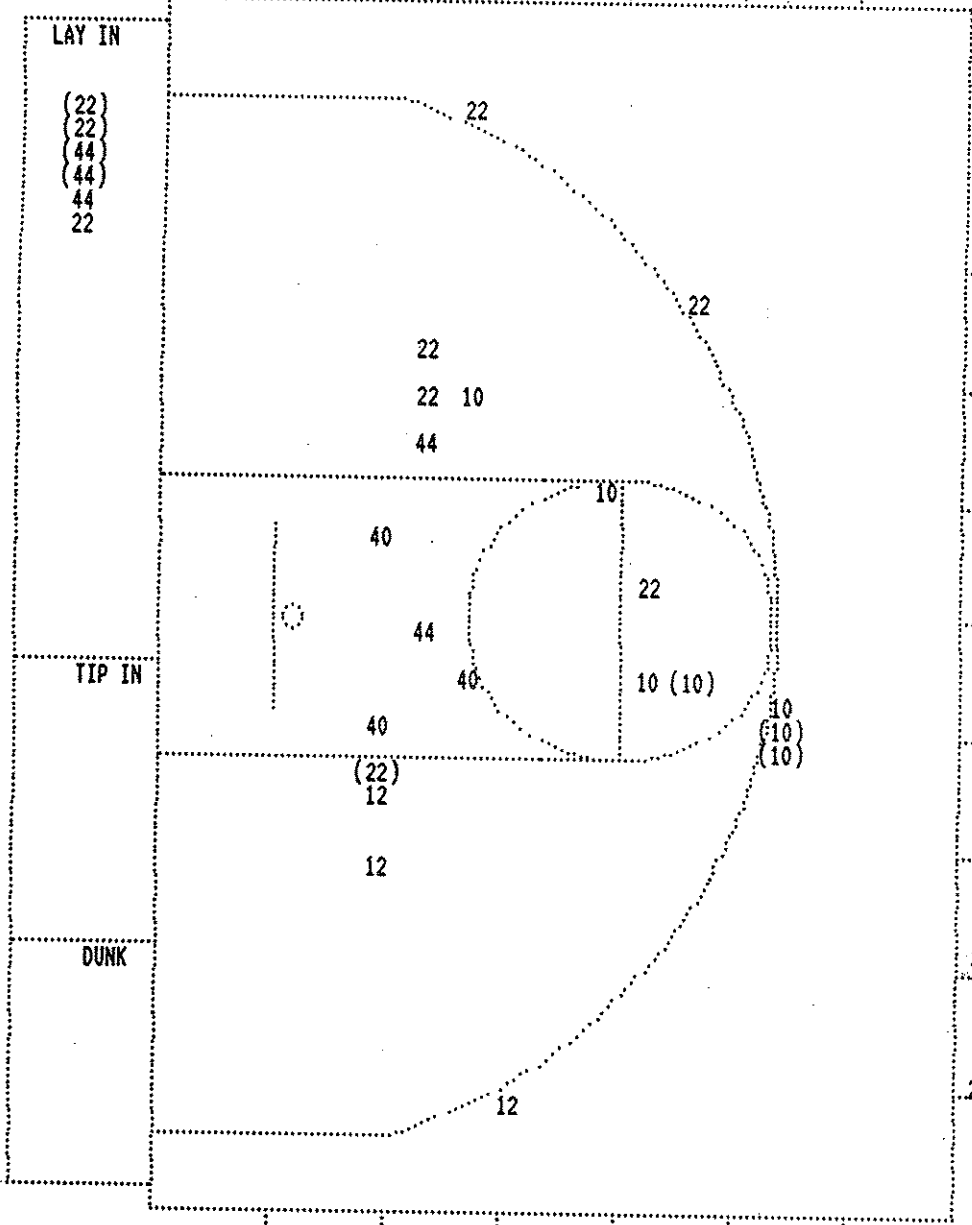
OFFICIALS: Rick Chasteen, Keith Clary, A.-Barry Barnes
 Technicals: None

SCORE BY PERIODS
 UNIVERSITY HEIGHTS 10 10 = 20
 HARLAN 8 11 = 19

Attendance: 15,465

COMMENTS: POINTS OFF TURNOVERS
 UNIVERSITY HEIGHTS 5 HARLAN 4
 SECOND CHANCE POINTS
 UNIVERSITY HEIGHTS 2 HARLAN 4

Produced by the KHSAA SWEET 16 Stat Crew with FINAL III - a Product of Stone Consulting (606)273-3941



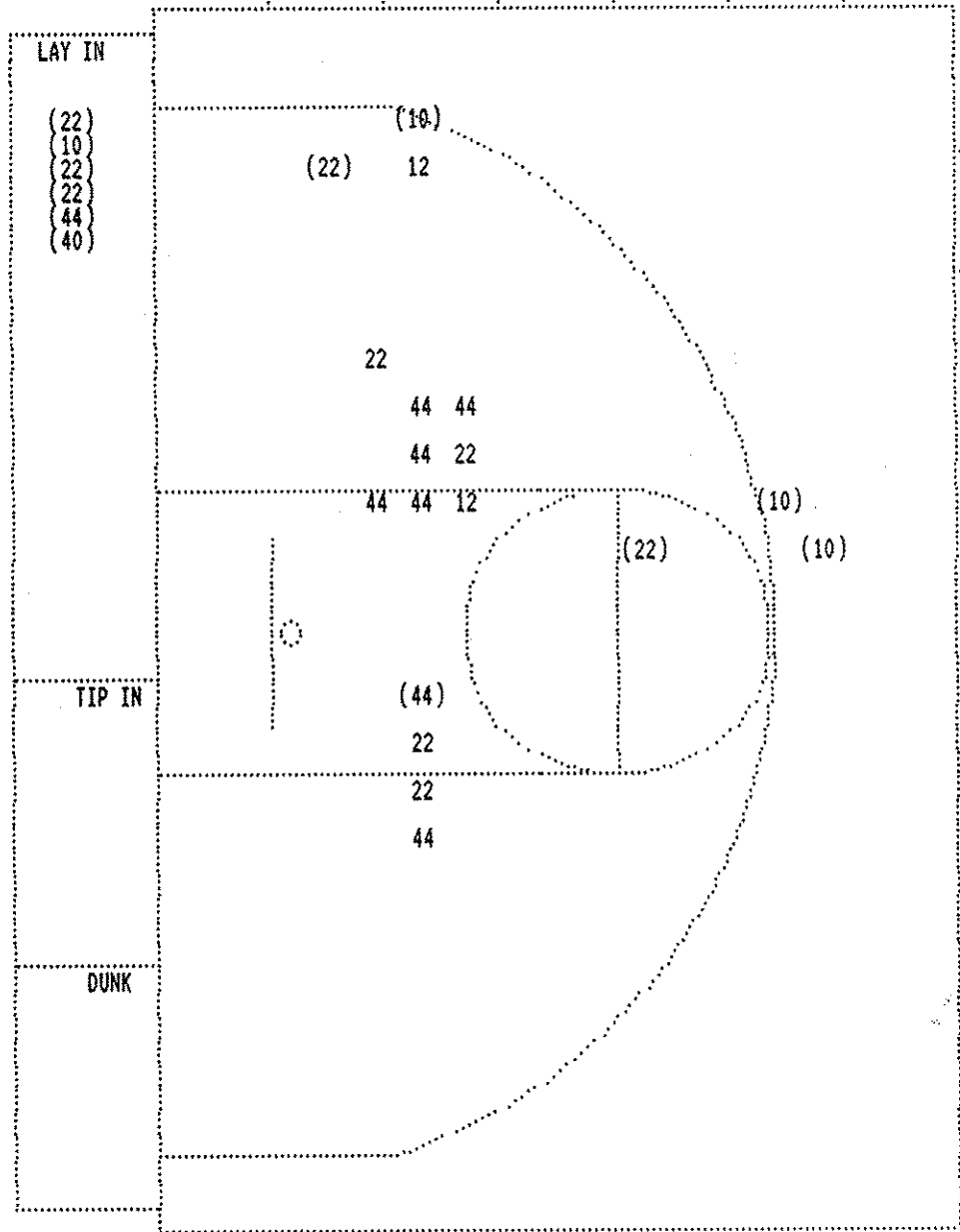
HARLAN		Player		Player	
22 - THOMAS, CH	3 / 9	33.3%			
40 - SIMPSON, J	0 / 3	0.0%			
44 - COX, TODD	2 / 5	40.0%			
10 - LESTER, CA	3 / 7	42.8%			
12 - HUDSON, KE	0 / 3	0.0%			
Layups	1-9 Ft	10-15 Ft	Over 15 Ft	3 Pointers	Total
4 / 6	1 / 7	0 / 7	1 / 1	2 / 6	8 / 27
66.7%	14.3%	0.0%	100.0%	33.3%	29.6%

UNIVERSITY HEIGHTS		Player		Player	
24 - WESTER, TER	1 / 3	33.3%	42 - SWANAGAN, H	0 / 1	0.0%
44 - VICTOR, IS	3 / 3	100.0%			
32 - BARNES, LA	2 / 4	50.0%			
20 - BUCKNER, MA	2 / 4	50.0%			
30 - FORREST, MI	1 / 4	25.0%			
Layups	1-9 Ft	10-15 Ft	Over 15 Ft	3 Pointers	Total
2 / 2	0 / 2	3 / 7	2 / 4	2 / 4	9 / 19
100.0%	0.0%	42.9%	50.0%	50.0%	47.4%

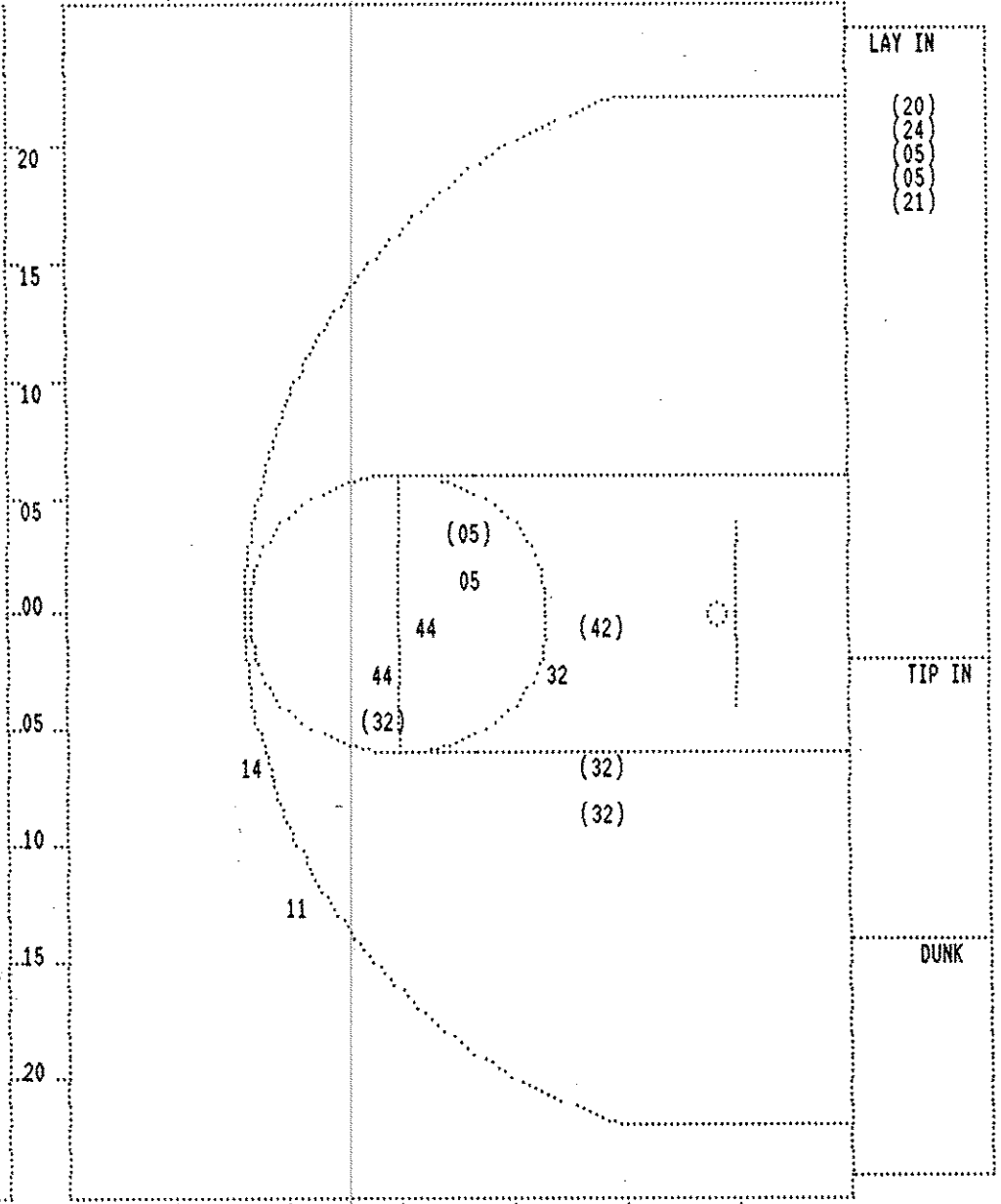
HARLAN				Time	Score	UNIVERSITY HEIGHTS	Player Team			
THOMAS, CHARLES, SIMPSON, JEREMY, COX, TODD, BLANTON, NATHAN, LESTER, CASEY						BUCKNER, MAURYIO, MAXIE, WAYNE, BARNES, LALMONT, SWANAGAN, HAROLD, VICTOR, ISIAH				
4-11	36.3%	9-29	31.0%			Ball to BLAZERS				
				4-11	36.3%	9-29	31.0%	Driving Layup by THOMAS, CHARLES		
								Sub In: HUDSON, KEVIN Out: BLANTON, NATHAN		
								REB: 17 A: 2 BLK: 0 TO: 9 PF: 0		
								S: 4 FT: 1-4 25.0% FG: 9-33 27.2%	No. 1 HARLAN	
4-8	50.0%	10-34	29.4%					Driving Layup by LESTER, CASEY		
								REB: 23 A: 3 BLK: 5 TO: 14 PF: 2		
								S: 5 FT: 0-2 00.0% FG: 12-24 50.0%		
5-9	55.5%	11-37	29.7%					3 pt 22 ft Right Side Jump shot by LESTER, CASEY		
								Foul on COX, TODD		
								Foul on LESTER, CASEY		
6-10	60.0%	12-40	30.0%					3 pt 21 ft Circle Jump shot by LESTER, CASEY		
								Assist by HUDSON, KEVIN		
3-5	60.0%	3-6	50.0%					THOMAS, CHARLES, 2 Free Throws made both		
								Foul on THOMAS, CHARLES		
5-14	35.7%	13-41	31.7%					3 pt 20 ft Right Base Line Jump shot by THOMAS, CHARLES		
								Assist by LESTER, CASEY		

Player	Team	HARLAN	Time	Score	UNIVERSITY HEIGHTS	Player	Team
HUDSON, KEVIN, LESTER, CASEY, THOMAS, CHARLES, SIMPSON, JEREMY, COX, TODD					BUCKNER, MAURYIO, FORREST, MICHAEL, BARNES, LALMONT, VICTOR, ISIAH, SWANAGAN, HAROLD		
Ball to GREEN DRAGONS							
7-11	63.6%	14-43 32.5%	3 pt 22 ft Straight Away Jump shot by LESTER, CASEY	4 7:17 *37-31			
1	4	Foul on HUDSON, KEVIN	4 6:58	Sub In: MAXIE, WAYNE Out: FORREST, MICHAEL			
2	5	Foul on HUDSON, KEVIN	4 6:50				
6-16	37.5%	15-44 34.0%	15 ft Lane Jump shot by THOMAS, CHARLES	4 6:42	Player Control Foul on BARNES, LALMONT 2 5		
5-7	71.4%	5-8 62.5%	THOMAS, CHARLES, 2 Free Throws made both	4 6:08			
6-9	66.6%	6-10 60.0%	THOMAS, CHARLES, 2 Free Throws made 1st missed 2nd	4 6:07 40-33*	MAXIE, WAYNE, 2 Free Throws made both 2-2 100% 3-6 50.0%		
3	6	Foul on HUDSON, KEVIN	4 5:49 *42-33	Foul on BUCKNER, MAURYIO 2 6			
7-17	41.1%	16-45 35.5%	Layup Off Fast Break by THOMAS, CHARLES	4 5:35			
3	5	Assist by HUDSON, KEVIN	4 5:35 *44-33	Foul on SWANAGAN, HAROLD 3 7			
8-18	44.4%	17-47 36.1%	Alley Oop Layup by THOMAS, CHARLES	4 5:01	Sub In: SMITH, ROB Out: SWANAGAN, HAROLD		
4	6	Assist by HUDSON, KEVIN	4 5:01 *45-33	Sub In: WESTER, TERRANCE Out: SMITH, ROB			
REB: 21 A: 6 BLK: 0 TO: 10 PF: 6					REB: 27 A: 3 BLK: 6 TO: 20 PF: 7		
S: 8 FT: 6-10 60.0% FG: 17-47 36.1% TIME - 0 U					S: 5 FT: 5-8 62.5% FG: 14-28 50.0%		
					UNIVERSITY HEIGHTS No. 1		
8-11	72.7%	8-12 66.6%	THOMAS, CHARLES, 2 Free Throws made both	4 4:06			
3	7	Foul on COX, TODD	4 3:54	Foul on BUCKNER, MAURYIO 3 8			
3-12	25.0%	18-48 37.5%	Driving Layup by COX, TODD	4 3:54 *49-35			
3	7	Assist by LESTER, CASEY	4 3:54	Sub In: IVORY, KEITH Out: MAXIE, WAYNE			
0-1	00.0%	8-13 61.5%	HUDSON, KEVIN, 1 & Bonus missed 1st	4 3:43			
0-1	00.0%	8-14 57.1%	LESTER, CASEY, 1 & Bonus missed 1st	4 3:43	VICTOR, ISIAH, 1 & Bonus missed 1st 0-3 00.0% 5-9 55.5%		
1-4	25.0%	19-49 38.7%	Driving Layup by SIMPSON, JEREMY	4 3:05 *50-35			
5	8	Assist by HUDSON, KEVIN	4 2:45	Foul on IVORY, KEITH 1 9			
1-1	100%	9-15 60.0%	SIMPSON, JEREMY, 1 Free Throw made	4 2:45			
1-2	50.0%	10-16 62.5%	LESTER, CASEY, 1 & Bonus made both	4 2:38	Foul on IVORY, KEITH 2 10		
2-3	66.6%	11-17 64.7%	LESTER, CASEY, 1 & Bonus made both	4 2:38			
4-13	30.7%	20-50 40.0%	4 ft Lane Jump shot by COX, TODD	4 2:38	Sub In: SWANAGAN, HAROLD Out: VICTOR, ISIAH		
6	9	Assist by HUDSON, KEVIN	4 2:31 50-37*	Layup Off Fast Break by WESTER, TERRANCE 2-4 50.0% 15-30 50.0%			
2	8	Foul on THOMAS, CHARLES	4 2:16 *52-37				
Sub In: COX, TRAVIS Out: THOMAS, CHARLES					Subs In: COVINGTON, CHRIS, SMITH, ROB, WEST, TERRY, LATHAM, JADE		
Sub In: BRYSON, JEREMY Out: COX, TODD					Out: BUCKNER, MAURYIO, WESTER, TERRANCE, BARNES, LALMONT, SWANAGAN, HAROLD		
					4 1:38 57-40* IVORY, KEITH, 1 & Bonus made 1st missed 2nd 1-2 50.0% 6-11 54.5%		

Player	Team	HARLAN	Time	Score	UNIVERSITY HEIGHTS	Player	Team	
		Sub In: MILLER, LEO Out: LESTER, CASEY	4	1:38				
		Sub In: BALL, JOE Out: HUDSON, KEVIN	4	1:38				
			4	1:26	57-42* Driving Layup by IVORY, KEITH	2-3	66.6% 17-32 53.1%	
			4	1:08	57-44* Driving Layup by IVORY, KEITH	3-4	75.0% 18-33 54.5%	
			4	0:46	57-46* Layup Off Fast Break by WEST, TERRY	1-1	100% 19-34 55.8%	
		Sub In: PRATER, GARRETT Out: KAUFFMAN, JOEL	4	0:40				
		Sub In: NOE, ANTHONY Out: BALL, JOE	4	0:40				
			4	0:40	Subs In: CRAFT, JEREMY, OLDHAM, JACK, BELL, MATT			
					Out: COVINGTON, CHRIS, LATHAM, JADE, SMITH, ROB			
		REB: 24 A: 9 BLK: 0 TO: 13 PF: 8	4	0:36	REB: 29 A: 3 BLK: 6 TO: 23 PF: 12			
		S: 10 FT: 11-17 64.7% FG: 20-50 40.0%	No. 2 HARLAN	T I M E - O U T	S: 8 FT: 6-11 54.5% FG: 19-34 55.8%			
			4	0:35	Foul on IVORY, KEITH	4	13	
			4	0:35	Subs In: COVINGTON, CHRIS, LATHAM, JADE, SMITH, ROB			
					Out: BELL, MATT, CRAFT, JEREMY, OLDHAM, JACK			
1-1	100%	12-18 66.6%	MILLER, LEO, 1 & Bonus made both	4	0:16	0-0*		
1-2	50.0%	12-19 63.1%	MILLER, LEO, 1 & Bonus missed 1st	4	0:32			
		1 9	Player Control Foul on COX, TRAVIS	4	0:23			
			Sub In: BALL, JOE Out: MILLER, LEO	4	0:23			
				4	0:16	Foul on IVORY, KEITH	5	14
				4	0:16	Sub In: CRAFT, JEREMY Out: IVORY, KEITH		
				4	0:08	Foul on WEST, TERRY	1	15
				4	0:08	Sub In: OLDHAM, JACK Out: COVINGTON, CHRIS		
				4	0:08	Sub In: BELL, MATT Out: WEST, TERRY		
				4	0:08	Sub In: COVINGTON, CHRIS Out: CRAFT, JEREMY		
2-2	100%	14-21 66.6%	COX, TRAVIS, 1 & Bonus made both	4	0:08	*60-46		
		1 10	Foul on BALL, JOE	4	0:00			
				4	0:00	60-48* OLDHAM, JACK, 2 Free Throws made both	2-2	100% 8-13 61.5%



HARLAN				Player			
Player				Player			
22 - THOMAS, CH	5 / 9	55.5%					
40 - SIMPSON, J	1 / 1	100.0%					
44 - COX, TODD	2 / 8	25.0%					
10 - LESTER, CA	4 / 4	100.0%					
12 - HUDSON, KE	1 / 2	50.0%					
Layups	1-9 Ft	10-15 Ft	Over 15 Ft	3 Pointers	Total		
6 / 6	1 / 8	1 / 5	1 / 1	4 / 4	13 / 24		
100.0%	12.5%	20.0%	100.0%	100.0%	54.2%		



UNIVERSITY HEIGHTS				Player			
Player				Player			
24 - WESTER, TER	1 / 1	100.0%		11 - MAXIE, WAY	0 / 1	0.0%	
44 - VICTOR, IS	0 / 2	0.0%		14 - SMITH, ROB	0 / 1	0.0%	
32 - BARNES, LA	3 / 4	75.0%		21 - WEST, TERR	1 / 1	100.0%	
20 - BUCKNER, MA	1 / 1	100.0%		42 - SWANAGAN, H	1 / 1	100.0%	
05 - IVORY, KEI	3 / 4	75.0%					
Layups	1-9 Ft	10-15 Ft	Over 15 Ft	3 Pointers	Total		
5 / 5	3 / 4	2 / 5	0 / 2	10 / 16			
100.0%	75.0%	40.0%	0.0%	62.5%			